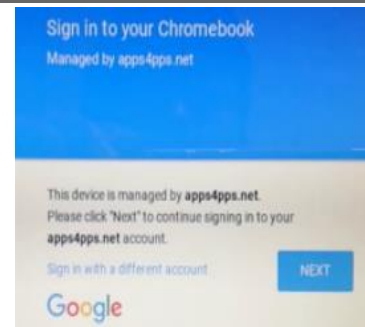
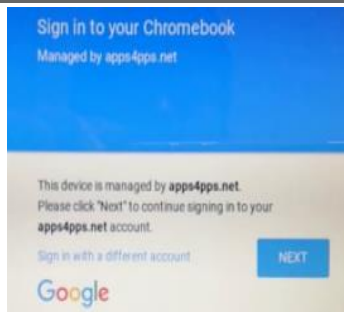


Logging into your Chromebook

If you are logging in with a username and password use the following three directions in this column.

If you are logging in with a QR scan badge use the following two directions in this column.



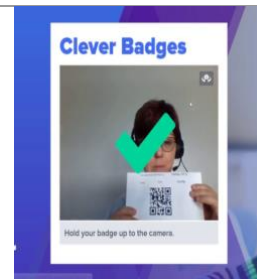
-Click "Sign in with a different account"

-Click the **NEXT** button

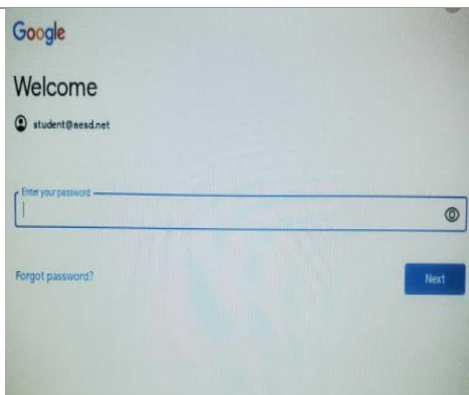


_____@conwayschools.info

-Type your password into the "Enter your password" box and click the **NEXT** button.



-Hold the QR scan badge in front of the camera on the Chromebook



-Type your username into the "Enter your email" box and click the **NEXT** button.

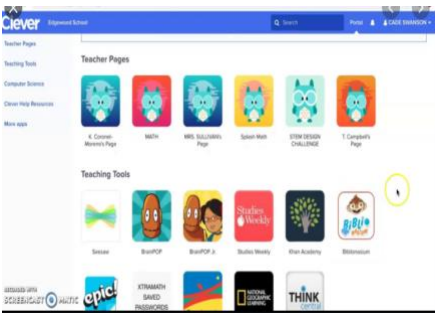
(Please note that the first letter of the password is capitalized)

Logging into your Clever Account

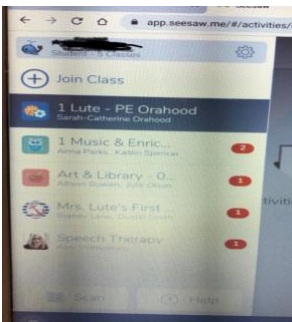



Log in with Google

Logging into your SeeSaw Account



Click on the SeeSaw icon.



Click on the  icon in the upper left-corner of your SeeSaw screen to see all of the classes you are in. Select the class you want to complete work in by clicking on the teacher's name.

How to video on logging in with a QR scan badge: <https://youtu.be/qtT-IFme16E>

How to video on logging in with a Username and Password: <https://youtu.be/kSMT1NxltfE>